

ROOM FINISH SCHEDULE												
NO.	ROOM	FLOOR	BASE	WAINS	WALLS		CEILING		WOOD	METAL	KEYNOTE	REMARKS
					MAT	FINISH	MAT.	FINISH				
SANCTUARY BUILDING 'ALTERNATE S-1'												
S-1	STAIR	CPT-3	4" CV. RBR	~~	EXISTING	PNT-1, PNT-10	**EXISTING GYP. BD.-1	PNT-7	PNT-1	PNT-G	3,7,8,10	RUBBER TREADS RISERS, CARPET TILE LANDINGS
S100	NARTHEX	P. TILE-1, 2, 3	3" P. TILE	~~	*GYP. BD.-1	PNT-1, PNT-10, PNT-4	*GYP. BD.-1	PNT-7	PNT-1	PNT-G	1,7,10	*GYP. BD. AT SOUTH WALLS FULL HT., EVERYWHERE ELSE30" A.F.F. **REPLACE WHERE MISSING ON RCP.
S101	CORRIDOR	P. TILE-1,2,3 / CPT-3	3" P. TILE / CWB	~~	EXISTING	PNT-1	EXISTING	PNT-7	PNT-1	PNT-G	7,10	
S104A	FOYER	CPT-4	CWB	~~	EXISTING, GYP. BD.	PNT-1, PNT-3	EXISTING	PNT-7	PNT-1	PNT-G	1,7,10	
S105	CORRIDOR	P. TILE-1,2,3 / CPT-3	3" P. TILE / CWB	~~	EXISTING	PNT-1, PNT-3, PNT-10	EXISTING	PNT-7	PNT-1	PNT-G	1,7,10	
S119	VESTIBULE	P. TILE-1,2	3" P. TILE	~~	EXISTING	PNT-1	EXISTING	PNT-7	~~	~~	7,10	
S120	OFFICE	CPT-2	4" CV RBR	~~	EXISTING / GYP. BD.-1	PNT-1	EXISTING	PNT-7	~~	PNT-G	7	
S122	OFFICE	CPT-2	4" CV RBR	~~	EXISTING / GYP. BD.-1	PNT-1	EXISTING	PNT-7	~~	PNT-G	7	
S123	CHOIR PRACTICE	CPT-1	4" CV RBR	~~	GYP. BD.-1	PNT-1, PNT-4	EXISTING	PNT-7	~~	PNT-G	1,7	
S131	CORRIDOR	P. TILE-1,2,3 / CPT-3	3" P. TILE / CWB	~~	EXISTING	PNT-1, PNT-3	EXISTING	PNT-7	PNT-1	PNT-G	1,7,10	
S-2	STAIR	CPT-3	4" CV. RBR	~~	EXISTING	PNT-1, PNT-10	EXISTING	PNT-7	PNT-1	PNT-G	3,8,10	RUBBER TREADS RISERS, CARPET TILE LANDINGS
S203	CORRIDOR	CPT-3	CWB	~~	EXISTING / GYP. BD.-1	PNT-1, PNT-3	GYP. BD.-2	PNT-7, PNT-11	~~	PNT-G	1,7,10	GLASS RAILING AT BALCONY
S205	OFFICES	CPT-2	EXISTING	~~	*GYP. BD.-1	PNT-1, PNT-3	GYP. BD.-1	PNT-7	~~	PNT-G	1,7	*GYP. BD. REPAIR AT EAST WALL AND CEILING
S207	OFFICE	CPT-2	4" CV RBR	~~	GYP. BD.-1	PNT-1, PNT-3	GYP. BD.-1	PNT-7	~~	PNT-G	1,7	

RFS ABBREVIATIONS

ACT	2X2 ACOUSTIC LAY-IN CEILING TILE
P. TILE	PORCELAIN TILE
VCT	VINYL COMPOSITION TILE
LVT	LUXURY VINYL TILE FLOORING
S. CONC	SEALED CONCRETE
CPT	CARPET TILE
WD	WOOD GYM FLOOR SYSTEM (SEE DTL 1/A302)
RBR SF	RUBBER SPORTS FLOOR
CMT	CERAMIC MOSAIC TILE
CMTB	CERAMIC MOSAIC TILE BASE
ERF	EPOXY RESIN FLOORING
3" P.TILE	3" PORCELAIN BASE
VRBR	VENTED RUBBER BASE
CV. RBR	COVED RUBBER BASE
CWB	CONTOURED VINYL WALL BASE
WD BASE	WOODASE TRIM
PNT	PAINT
GYP. BD.	GYPSUM WALLBOARD

RFS KEYNOTES

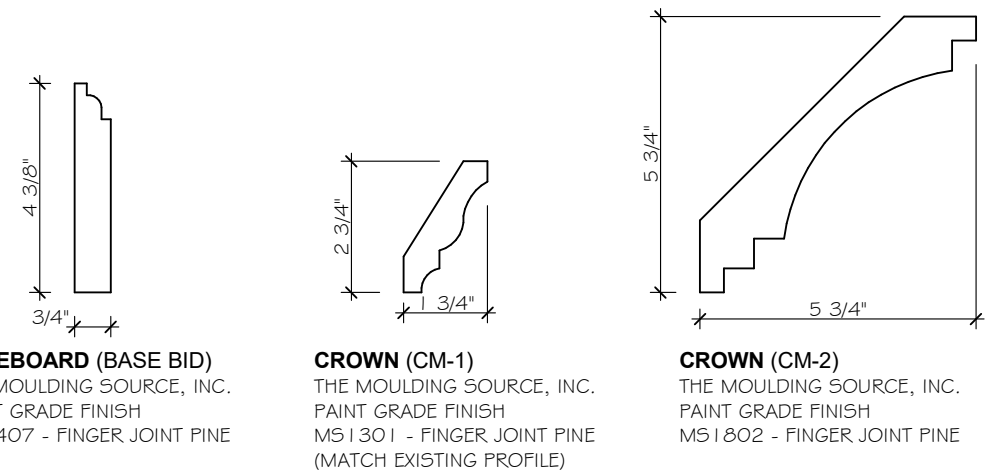
1. PROVIDE ACCENT WALL COLOR THIS ROOM, REFER TO FLOOR PLAN SHEETS A1XX FOR LOCATIONS.
2. PROVIDE 12" SOLID CARPET BORDER
3. GYP. BOARD WALLS IN THIS ROOM SHALL HAVE A KNOCK DOWN TEXTURE FINISH.
4. ROOM SHALL RECEIVE A TWO COLOR VCT ACCENT BORDER.
5. ROOM SHALL RECEIVE A SINGLE COLOR VCT BORDER.
6. BLEND ACCENT VCT COLORS TO 20% OF THE TOTAL FIELD.
7. SCRAPE EXISTING POPCORN CEILING TEXTURE, PREP FOR SMOOTH CEILING FINISH AND PAINT.
8. PROVIDE RUBBER TREADS AND RISERS AT THE STAIRS. (JOHNSONITE CUBIS TEXTURE OR APPROVED EQUAL)
9. PROVIDE CROWN MOLDING CROWN-1, REFER TO TRIM DETAIL 1/A603.
10. PROVIDE CROWN MOLDING CROWN-2, REFER TO TRIM DETAIL 1/A603.

GENERAL NOTES:

- A. REFER TO INTERIOR ELEVATIONS (SHEETS A5XX) FOR CASEWORK FINISHES.
- B. ALL INTERIOR GYPSUM BOARD WALLS SHALL BE A SMOOTH LEVEL 4 FINISH UNLESS NOTED OTHERWISE ON THE RFS, W/ (1) PRIMER COAT AND (2) FINISH COATS. ALL BATHROOM WALLS TO RECEIVE SEMI-GLOSS FINISH. ALL OTHER WALLS SHALL RECEIVE AN EGGSHELL FINISH.
- C. ALL CEILINGS SHALL HAVE A SMOOTH FINISH AND PAINT WITH (1) PRIMER COAT AND (2) FINISH COATS.
- D. ALL EXPOSED DRYWALL SURFACES SHALL BE PAINTED WITH (1) COAT OF PRIMER AND (2) FINISH COATS OF LATEX PAINT ON INTERIOR, AND ACRYLIC ON THE EXTERIOR.
- E. ALL EXPOSED MTL IS TO BE PAINTED IN ROOMS SCHEDULED TO BE PAINTED. EXPOSED MTL INCLUDES, BUT IS NOT LIMITED TO HOLLOW MTL DOORS AND FRAMES, HANDRAILS, DUCTWORK, PIPING, RAILINGS, STAIR STRINGERS, EXPOSED STEEL JOISTS, CONDUIT, STEEL DECK AND LINTELS. COORD. W/ ELEC., MECH., AND PLUMBING CONTRACTOR.
- F. ALL MASONRY WALLS SCHEDULED TO BE PAINTED SHALL BE PAINTED W/ EPOXY PAINT.
- G. PROVIDE BULLNOSE BLOCK FOR ALL EXPOSED OUTSIDE CORNERS (TYP.)
- H. PROVIDE AND INSTALL VINYL TRANSITION STRIP AND METAL TRACK WHERE NEW FLOORS TERMINATE AND BETWEEN DISSIMILAR FLOORING MATERIALS.
- J. ALL GYPSUM BOARD TO BE 5/8" TYPE 'X' UNLESS OTHERWISE NOTED.
- K. ALL NEW MTL STUD PARTITIONS TO BE FILLED WITH 3" SOUND BATT. INSULATION, FULL HT.
- L. CAULK ALL JOINTS BETWEEN DISSIMILAR MATERIALS ON WALLS SCHEDULED TO BE PAINTED.
- M. CAULK ALL AROUND NEW DOOR AND WINDOW FRAMES, EA. SIDE.
- N. PROVIDE ADDITIONAL AC LAY-IN CEILING GRID 'T5' AS REQUIRED FOR MECHANICAL DIFFUSER AND GRILL INSTALLATION.
- O. ALL FINISHED WOOD TO BE STAINED AND VAINISHED UNLESS OTHERWISE NOTED.
- P. FINISHED WOOD TO BE PAINTED SHALL BE POPLAR. FINISHED WOOD STAINED & SEALED (S4S) TO BE MAPLE.
- Q. PROVIDE 'J' TRIM AND CAULK JOINT AT ALL GYP. BD. EGES AGAINST MASONRY WALLS & ADJACENT TO DISSIMILAR MATERIALS.
- R. ALL WOOD DOORS SHALL BE PRE-FINISHED. REFER TO OPENING SCHEDULE.
- S. WOOD TRIM SHALL BE PAINTED THE SAME COLOR AS THE ADJACENT WALLS WITH A SEMI-GLOSS FINISH, UNLESS NOTED OTHERWISE.
- T. ANY WAINSCOT INDICATED ON THE ROOM FINISH SCHEDULE SHALL APPLY TO ALL WALLS IN THE ROOM, EXEPT WHERE THERE IS EXISTING WAINSCOT.


ROOM FINISH LEGEND

<b>FLOORING</b> <b>PORCELAIN TILE:</b> P. TILE-1 MANUF: FLORIDA TILE PRODUCT: LEVEL 10 SIZE (FLOOR AND WALL): 18" X 36"; NOMINAL FIELD TILE SIZE (BASE): 3" X 12" PATTERN: (ON PLAN) STONE TILE COLOR: PLATINUM SUITE JOINT WIDTH: 1/8" GROUT: MAPAI EPOXY IRON - 107 SUBSTRATE: CONCRETE SLAB (REFER TO MANUF. FOR PREP RECOMM.)		<b>BASE:</b> WD BASE MANUF: THE MOULDING SOURCE, INC. PRODUCT: BASEBOARD MS2407 HEIGHT: 4 3/8" MATERIAL: FINGER JOINTED PINE FINISH: PAINT	
P. TILE-2 MANUF: FLORIDA TILE PRODUCT: LEVEL 10 SIZE (FLOOR AND WALL): 18" X 18"; NOMINAL FIELD TILE SIZE (BASE): 3" X 12" PATTERN: (ON PLAN) STONE TILE COLOR: PLATINUM SUITE JOINT WIDTH: 1/8" GROUT: MAPAI EPOXY IRON - 107 SUBSTRATE: CONCRETE SLAB (REFER TO MANUF. FOR PREP RECOMM.)		<b>CEILING</b> <b>ACOUSTICAL CEILING TILE:</b> ACT-1 MANUF: ARMSTRONG COMMERCIAL STYLE: ULTIMA BEVELED REGULAR SIZE: #1912 24" X 24" TILE COLOR: WHITE GRID STYLE: PRELUDE 9/16" TEE GRID COLOR: WHITE	
P. TILE-3 MANUF: FLORIDA TILE PRODUCT: TIME 2.0 SIZE (FLOOR AND WALL): 12" X 12"; MOSAIC SIZE (BASE): N/A PATTERN: HORIZONTAL (STACK BOND) STONE TILE COLOR: CARBON TEXTURED JOINT WIDTH: 1/8" GROUT COLOR: MAPAI EPOXY IRON - 107 SUBSTRATE: CONCRETE SLAB (REFER TO MANUF. FOR PREP RECOMM.)		<b>PAINT:</b> PNT-7 APPLICATION: CEILING PAINT MANUF.: SHERWIN WILLIAMS PRODUCT: LATEX COLOR: CEILING BRIGHT WHITE (7007) FINISH: FLAT	
<b>VINYL:</b> LVT MANUF: PATCRAFT PRODUCT: GLUE-DOWN LUXURY VINYL FLOORING COLLECTION: STRATIFIED+ SIZE: 12" X 24" THICKNESS: 2.5 MM WEAR LAYER THICKNESS: 20 MILS COLOR: BLEND FROST (00500) 80%, PEWTER (00550) 20% INSTALLATION: HALF BASKETWEAVE		<b>WALL FINISHES</b> <b>PAINT:</b> PNT-1 APPLICATION: WALL PAINT MANUF: SHERWIN WILLIAMS PRODUCT: LATEX COLOR: REPOSE GRAY (7015) FINISH: EGGSHELL	
VCT MANUF: ARMSTRONG PRODUCT: VINYL COMPOSITION TILE COLLECTION: STANDARD EXCELEN (TEXTURE, MULTICOLOR) SIZE: 12 X 12 X 1/8 COLOR: VCT-1: 51860 SOFT COOL GRAY VCT-2: 52500 CARNIVAL WHITE VCT-3: 57517 BODACIOUS BLUE VCT-4: 57515 HOT LIPS VCT-5: 51868 SMOKEY BROWN VCT-6: 51916 DUTCH DELFT		PNT-2 APPLICATION: WALL PAINT MANUF.: SHERWIN WILLIAMS PRODUCT: LATEX COLOR: T.B.D. FINISH: EGGSHELL	
<b>CARPET TILE:</b> CPT-1 MANUF: PATCRAFT STYLE: MODULAR MODEL LINE: ATMOSPHERIC (I0358) CONSTRUCTION: MULTI-LEVEL PATTERN LOOP COLOR: PHOENIX (00560) DYE METHOD: SOLUTION DYED BACKING MATERIAL: ECOWORX TILE SIZE: 18" X 36" INSTALLATION: HERRINGBONE		PNT-3 APPLICATION: ACCENT WALL PAINT MANUF.: SHERWIN WILLIAMS PRODUCT: LATEX COLOR: JACARANDA (6802) FINISH: EGGSHELL	
CPT-2 MANUF: PATCRAFT STYLE: MODULAR MODEL LINE: ATMOSPHERIC (I0358) CONSTRUCTION: MULTI-LEVEL PATTERN LOOP COLOR: PHOENIX (00560) DYE METHOD: SOLUTION DYED BACKING MATERIAL: ECOWORX TILE SIZE: 18" X 36" INSTALLATION: MONOLITHIC		PNT-4 APPLICATION: ACCENT WALL PAINT MANUF.: SHERWIN WILLIAMS PRODUCT: LATEX COLOR: HOMBURG GRAY (7622) FINISH: EGGSHELL	
CPT-3 MANUF: PATCRAFT STYLE: MODULAR MODEL LINE: SHADOWGRAPH (I0393) CONSTRUCTION: MULTI-LEVEL PATTERN LOOP COLOR: TIME LAPSE (00500) DYE METHOD: SOLUTION DYED BACKING MATERIAL: ECOWORX TILE SIZE: 9" X 36" INSTALLATION: HERRINGBONE		PNT-5 APPLICATION: HM FRAMES/ DOORS MANUF.: SHERWIN WILLIAMS PRODUCT: ALKYD COLOR: T.B.D. FINISH: SEMI-GLOSS	
CPT-4 MANUF: PATCRAFT STYLE: BROADLOOM MODEL LINE: ESTRADA (I0498) CONSTRUCTION: MULTI-TUFT TIP SHEAR COLOR: COBRE (00500) DYE METHOD: SOLUTION DYED BACKING MATERIAL: ULTRALOC SIZE: 20" ROLL BORDER: 12" INSIDE STORIES PROVED 43730		PNT-6 APPLICATION: HM FRAMES/ DOORS MANUF.: SHERWIN WILLIAMS PRODUCT: ALKYD COLOR: MATCH ADJACENT WALL COLOR FINISH: SEMI-GLOSS	
<b>EPOXY RESIN:</b> ERF MANUF.: STONHARD PRODUCT: STONTEC TRF THICKNESS: 5 MM FINISH COLOR: SMOKEY MOUNTAINS NOTE: CONTRACTOR SHALL PROVIDE A 48" SQ. MOCK UP SAMPLE FOR APPROVAL BY OWNER/ARCHITECT		PNT-7 APPLICATION: CMU WALL PAINT MANUF.: SHERWIN WILLIAMS PRODUCT: EPOXY COLOR: T.B.D. FINISH: EGGSHELL NOTE: PROVIDE (2) COATS EPOXY PRIMER AND A 3-5 MIL FINISH COAT	
<b>RUBBER SPORTS FLOOR:</b> RBR SF MANUF: ROBBING SPORTS SURFACES PRODUCT: RESILIENT SPORTS FLOORING COLLECTION: GALAXY CLASSIC ROLL SIZE: 4'W X 40'L THICKNESS: 3/8" INSTALLATION: GLUE DOWN COLOR: BLUE GRAY		PNT-8 APPLICATION: CMU WALL PAINT MANUF.: SHERWIN WILLIAMS PRODUCT: EPOXY COLOR: T.B.D. FINISH: EGGSHELL NOTE: PROVIDE (2) COATS EPOXY PRIMER AND A 3-5 MIL FINISH COAT	
<b>SEALED CONCRETE:</b> S.CONC. MANUF: BEHR PRODUCT: LOW LUSTER SEALER (2 COATS)		PNT-9 APPLICATION: PROJECTION SCREEN WALL PAINT MANUF.: SHERWIN WILLIAMS PRODUCT: PROCLASSIC SMOOTH ENAMEL COLOR: EXTRA WHITE FINISH: SATIN NOTE: PROVIDE MIN. 2 FINISH COATS ON LEVEL 5 DRYWALL FINISH	
<b>BASE:</b> CV RBR MANUF: JOHNSONITE PRODUCT: STANDARD STRAIGHT BASE (AT CARPET FLOORS) STANDARD COVE BASE (TYP. ALL LOCATIONS) HEIGHT: 4" & 6" COLOR: 48 GREY GAUGE: 1/8"		PNT-10 APPLICATION: BRICK WALL PAINT MANUF.: SHERWIN WILLIAMS PRODUCT: EPOXY COLOR: WHITE FINISH: GLOSS NOTE: PROVIDE (2) COATS EPOXY PRIMER AND A 3-5 MIL FINISH COAT	
VRBR MANUF: JOHNSONITE PRODUCT: VENTED RUBBER COVE BASE HEIGHT: 4" X 3" COLOR: M900 BLACK GAUGE: 5/16" X 3/8"		<b>PORCELAIN TILE:</b> P. TILE-4 MANUF: FLORIDA TILE PRODUCT: CERAMIC WALL TILE SIZE: 3" X 6"; NOMINAL FIELD TILE PATTERN: RUNNING BOND TILE COLOR: ARCTIC (310) JOINT WIDTH: 1/16" GROUT COLOR: OO WHITE SUBSTRATE: 1/2" DUROCK TILE BACKER (OR EQUAL) ACCESSORIES: SCHLUTER JOLLY EDGE (@VERT. CORNERS AND TOP EDGE)	
CWB MANUF: JOHNSONITE PRODUCT: CONTOURED MILLWORK BASE - EQUINOX PROFILE HEIGHT: 4 1/2" COLOR: T.B.D. GAUGE: VAR.		P. TILE-5 MANUF: FLORIDA TILE PRODUCT: CERAMIC WALL TILE SIZE: 3" X 6"; NOMINAL FIELD TILE PATTERN: RUNNING BOND; SOLDIER (REFER TO INT. ELEVATIONS) TILE COLOR: DORIAN (311) JOINT WIDTH: 1/16" GROUT COLOR: 107 IRON SUBSTRATE: 1/2" DUROCK TILE BACKER (OR EQUAL) ACCESSORIES: SCHLUTER JOLLY EDGE (@VERT. CORNERS AND TOP EDGE)	
<b>RUBBER BASE NOTES:</b> 1. RUBBER BASE SHALL BE INSTALLED IN MAXIMUM LENGTH FABRICATED 2. PROVIDE PRE-FORMED FACTORY OUTSIDE CORNERS		<b>GYPSUM WALL BOARD:</b> A.GYPSUM WALLBOARD SUPPORT SYSTEM SHALL CONSIST OF METAL STUDS AS INDICATED ON THE PLANS. STUD SPACING SHALL BE 16" O.C. UNLESS NOTED OTHERWISE ON PLANS.	
		B. ALL GYPSUM WALLBOARD SHALL BE TAPED AND SANDED IN A MINIMUM 3 STEP FINISH PROCESS. ALL JOINTS, NAUSCREW DEPRESSIONS, ETC. SHALL BE FILED AND OR TAPED WITH A JOINT COMPOUND AS RECOMMENDED BY THE GYPSUM ASSOCIATION. THE GC SHALL TAKE SPECIAL CARE TO LEAVE THE PAPER PANEL FACES UNDISTURBED. INSTALL STANDARD SQUARE EDGE CORNER BEAD AT ALL RETURNS/CORNERS, AT INTERIOR WINDOW OPENINGS. IN ADDITION TO THE STANDARD FINISHING ACCESSORIES. ALL ACCESSORIES SHALL BE INSTALLED AND FINISHED AS RECOMMENDED BY THE GYPSUM ASSOCIATION.	
		C. PROVIDE 5/8" GYP. BOARD AT ALL LOCATIONS U.O.N.	
		GYP. BD.-1 MANUF: NATIONAL GYPSUM PRODUCT: TYPE 'X' GYPSUM BOARD THICKNESS: 5/8"	
		GYP. BD.-2 MANUF: NATIONAL GYPSUM PRODUCT: HI IMPACT XP THICKNESS: 5/8"	
		GYP. BD-3 MANUF: NATIONAL GYPSUM PRODUCT: MOLD AND MOISTURE RESISTANT XP GYPSUM BOARD THICKNESS: 5/8"	



1  
A603  
FINISH TRIM PROFILES

SCALE: 3" = 1'-0"



hostetlerarchitecture

■ ARCHITECTURE ■ PLANNING

3967 MARKET STREET  
WILMINGTON, NC 28403  
PHONE: 910.612.1119

www.hostetlerarchitecture.com

CONSULTANTS

RENOVATIONS TO


GRACE  
BAPTIST  
CHURCH

WILMINGTON  
NORTH CAROLINA

HOSTETLER ARCHITECTURE  
STATE REGISTRATION



ARCHITECT OF RECORD  
SHAWN E. HOSTETLER  
11926



CONSTRUCTION DOCUMENTS : 02.08.19

REVISIONS		
MARK	DATE	DESCRIPTION
△		
△		
△		
△		
DRAWN BY:		PROJ. MGR:
SHEET CONTENT		

SANCTUARY BUILDING ROOM FINISH  
SCHD., FINISH LEGEND, DETAIL

JOB NO.  
18013

SHEET  
A603